



# ACCESSIBILITY STATEMENT

This access statement does not contain personal opinions as to our suitability for those with access needs, but aims to accurately describe the facilities and services that we offer all our guests/visitors.

# TABLE OF CONTENTS

|   |     |
|---|-----|
| Introduction                                | 3–4 |
| Map of Glasgow Science Centre               | 5   |
| Getting to GSC                              | 6–7 |
| Parking & Entrances                         | 8   |
| Accessing GSC                               | 9   |
| Visitors with Autism                        | 10  |
| Visitors with Visual or Hearing Impairments | 10  |
| Cafés & Gift Shop                           | 11  |
| Parents with Babies & Toddlers              | 12  |
| Toilets & Baby Changing                     | 12  |
| Lift Access & First Aid                     | 13  |
| Wheelchair Space                            | 14  |
| Assistance Dogs                             | 15  |
| Evacuation Procedures                       | 16  |
| Plans for the Future                        | 16  |



GLASGOW TOWER

# WHO WE ARE

Glasgow Science Centre is one of Scotland's must-see visitor attractions – presenting concepts of science and technology in unique and inspiring ways.

**Glasgow Science Centre is an independent Scottish Charity\* the aims of which are:**

- **To create** interactive experiences that inspire, challenge and engage to increase awareness of science for all in Scotland.
- **To enhance** the quality of science and technology learning for everyone.
- **To communicate** the role of leading edge science and technology in shaping Scotland's future.
- **To build** partnerships to develop our national role in science communication and education.
- **To promote** Scotland's science, education and innovation capability.

\*Scottish Charity Number: SCO30809



# WHAT YOU'LL FIND AT GSC

The gleaming titanium crescent that overlooks the Clyde has three floors packed with hundreds of interactive exhibits that will fascinate you.



GLASGOW SCIENCE CENTRE

## ABOUT THE SCIENCE MALL

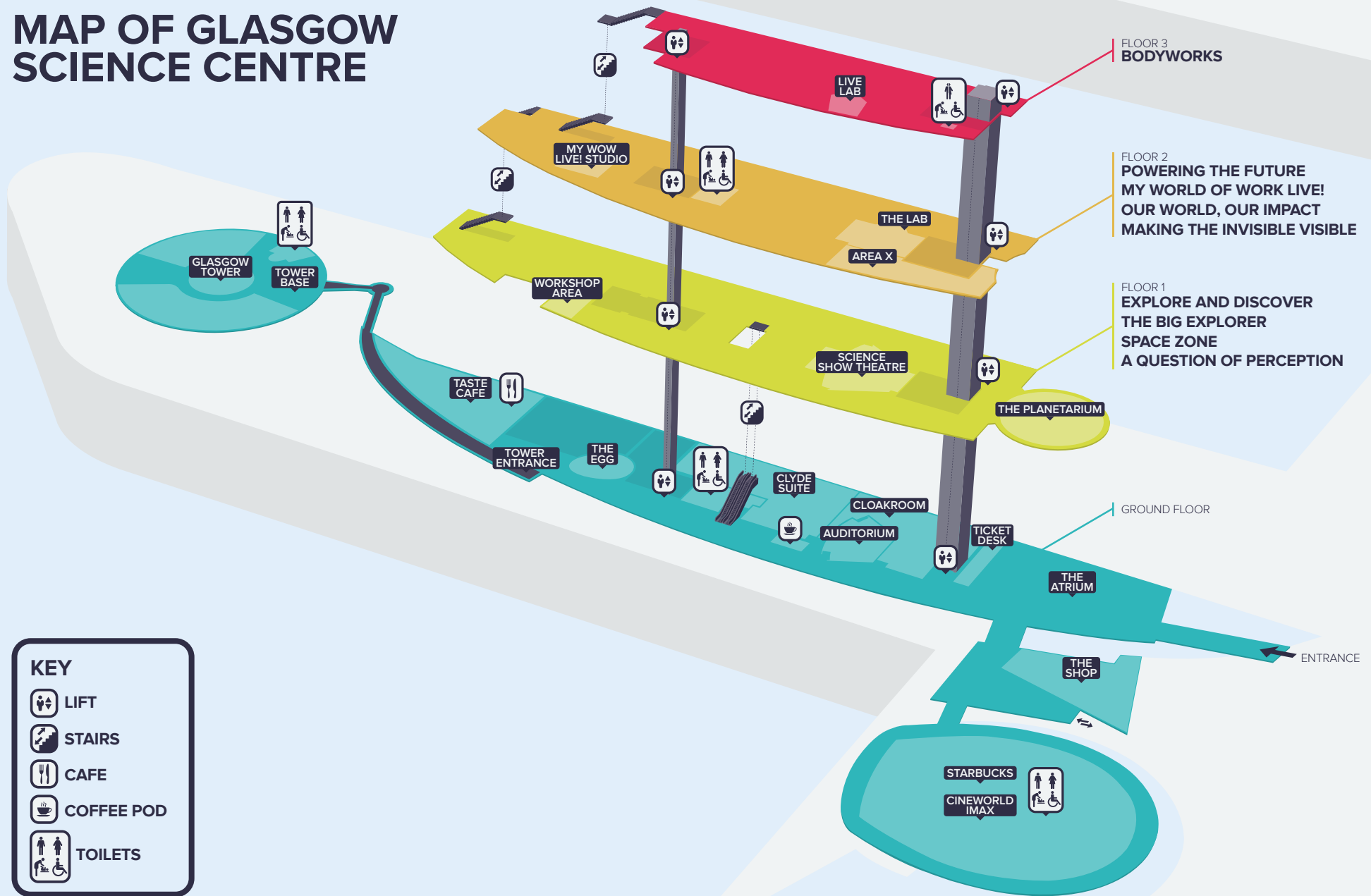
The Science Mall also plays host to our interactive workshops where you can make wind powered cars, or try your hand as an electronic engineer with our super user-friendly littleBits kits.

You can also visit the Science Show Theatre, the Lab and the state-of-the-art Planetarium! Our science communicators are there to help you to explore and make your experience memorable.

## MAIN ATTRACTIONS

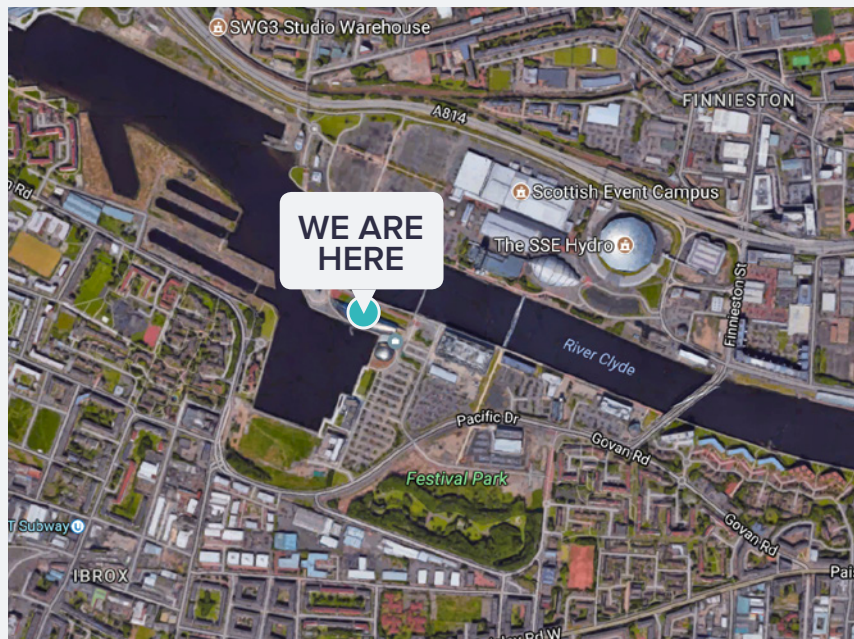
| FLOOR ONE             |                              |
|-----------------------|------------------------------|
| Explore and Discover  | The Big Explorer             |
| Space Zone            | A Question of Perception     |
| The Planetarium       | Workshop Area                |
| Science Show Theatre  |                              |
| FLOOR TWO             |                              |
| Powering the Future   | My World of Work Live!       |
| Our World, Our Impact | Making the Invisible Visible |
| The Lab               | Area X                       |
| FLOOR THREE           |                              |
| BodyWorks             | Live Lab                     |

# MAP OF GLASGOW SCIENCE CENTRE



# HOW TO GET TO GSC

Planning a visit to Glasgow Science Centre? Fantastic! Here's a bird's eye view, some directions and tips for getting to us. Looking forward to seeing you soon!



SATELLITE VIEW

To find us on your sat nav or maps app, just type in our postcode: G51 1EA

## TRAVELLING TO GSC

### WALK

Glasgow Science Centre is well served by public footpaths. It takes around 30 minutes to walk along the riverside into the heart of the City Centre.

### CYCLE

Glasgow Science Centre is close to **National Cycle Route 7**. For details of cycling routes, visit Sustrans. There is a Glasgow City Public Bicycle Hire Station, operated by Nextbike located at Glasgow Science Centre. There are also cycle stands located by the car park close to the entrance at Glasgow Science Centre.

### BY CAR

From the **M8** (east or west) take **Junction 24** and follow brown tourist signs.

For those more familiar with Glasgow and travelling East along the **M8**, it is possible to leave at **Junction 19**, travel down the Broomielaw, cross at the Clyde Arc ('Squinty Bridge') and travel along Govan Road and into Pacific Quay.

From the **M77** stay in the left hand lane (marked Tradeston/Kinning Park) as the motorway merges with the **M8**. Take the next exit – **Junction 21** and follow brown tourist signs.

From the **Clydeside Expressway** take **SECC (E) exit** and then follow brown tourist signs.

There is a GSC Customer Car Park available which visitors can use for £3. See our parking tariff for full details.

# PUBLIC TRANSPORT

## BUS

The following buses stop a short walk away from GSC:

- **Stagecoach X19** (Govan Road/Pacific Quay)
- **First Bus No 90** (Paisley Road West)
- **McGill's Bus 23 & 26** (Govan Road/Pacific Quay)

See operators timetables for full details.

**Glasgow City Sightseeing Tour Bus** – The tour bus stops at the **SEC (stop 11)** and you have a 5 minute walk across the Millenium Bridge. If you have purchased a day ticket for the bus tour you will be entitled to a 20% discount on entry to Glasgow Science Centre (Science Mall only).

## TRAIN

**Exhibition Centre** is located on the **Argyle Line** with regular services running from Glasgow Central and Partick Stations. There is a covered walkway from the station to the SEC, from there, you walk past the Crowne Plaza Hotel and over the river to Glasgow Science Centre which takes around 10–15 minutes.

Travelling to us from North West England? Why not take the **Trans-Pennine Express** to **Glasgow Central Station**.

## SUBWAY

The nearest station is **Cessnock**. Exit the station and turn left, then turn right onto Brand Street and then left onto Lorne Street. Turn left onto Pacific Drive and the entrance to Glasgow Science Centre is at the traffic lights past the Village Hotel, this walk takes around 25 minutes.



PUBLIC TRANSPORT MAP



# WHEN YOU GET TO GSC

## PARKING

Ample parking is available for mobility-impaired visitors. See our car parking tariff for prices and information.

We also have a drop-off zone in front of the main entrance so that disabled visitors can be dropped off at the front of the building.

We also offer free parking for Blue Badge holders.



DROP OFF POINT



BLUE BADGE PARKING

## ENTRANCE & EXIT AREAS

The main entrances and exit to Glasgow Science Centre are wheelchair accessible. The area is also well lit with natural lighting and overhead lights.

The main entrance is via a ramp up to automatic doors. The ramp is a long, but gentle slope, these doorways measure 160x220cm.

Staff are located at the main doors and are on hand to assist anyone who requires assistance.

The exit is in the Link Building next to the Gift Shop and Cineworld IMAX, this doorway measures 130x238cm. Please note that there is a small moat area that is filled with water to the left of the doorway as you approach the door.



MAIN ENTRANCE



LINK BUILDING EXIT



# ACCESSING GLASGOW SCIENCE CENTRE

## TICKET DESK

Access to the main ticket desk is straight ahead of the main entrance doors and is completely level. We also have a low level counter to the right hand side of the ticket desk for anyone who needs it.

## WHEELCHAIR ACCESSIBILITY

Wheelchairs are available from the Ticket Desk. Please ask a member of GSC staff if you require a manual wheelchair for the duration of your visit. Please note this is available on a first come first serve basis and you can call in advance to reserve on [0141 420 5000 \(press 0\)](tel:01414205000).



TICKET DESK

## CARERS

All paying visitors who require special assistance are offered free admission for their carer to all areas of Glasgow Science Centre. Tickets can be booked in advance by contacting our bookings office on [0141 420 5000 \(press 0\)](tel:01414205000).

## CINEWORLD IMAX

The IMAX Cinema is operated by Cineworld. Please visit the following link for disability access information: [cineworld.co.uk/disability-access](https://cineworld.co.uk/disability-access)




CINEWORLD IMAX ENTRANCE

## VISITORS WITH AUTISM

Visitors with autism do not have to queue during busy periods. Please speak to a member of staff on arrival and they will be happy to assist you. We can arrange a quiet space for visitors who require it.

## ACCESSIBILITY APP

We have a mobile app that features British Sign Language versions of interpretation for some of our exhibits, we are working to make this available for all of our exhibits in the near future. You can find this in the app store on your mobile device, please ask a member of staff if you need help to download it.



SENSORY EXHIBITS

## VISITORS WITH VISUAL OR HEARING IMPAIRMENTS

Induction Loops are available in the Cineworld IMAX cinema, Front Desk, Auditorium, Planetarium and Science Show Theatre. Please switch Hearing Aids to the 'T' position to use this facility.

**10 individual hearing neckloops are available on request for visitors in the Planetarium.**

The neck loops work with all hearing aids, digital or analogue, when switched to the T setting.

The loop system will only work if they have a neck loop on. The system won't work if you just set the hearing aid to T when they come into the Planetarium.

The neck loops can also be used with headphones to aid customers who don't wear a hearing aid, but are hard of hearing. For hygiene reasons, we cannot supply headphones, meaning customers have to provide their own.

If you require a loop when visiting the Planetarium please make yourself known to the Planetarium staff when you arrive at the Planetarium, and we'll be happy to furnish you with one and suggest the best seats to be in line with the transmitter. We are also happy to adjust the volume during the show if you are having problems hearing anything that's being said.

# CAFES AND GIFT SHOP

## TASTE CAFÉ

Our Taste Café is situated on the ground floor at the far end of the building, tables are well spaced and some are moveable. Lighting within the café has good natural daylight with additional overhead lighting.

We prepare much of our food on-site and are happy to accommodate any specific dietary requirements you may have. If you want to contact us with any special requests or queries, please phone **0141 420 5010 ext. 387**, or email: [cateringteam@glasgowsciencecentre.org](mailto:cateringteam@glasgowsciencecentre.org)



TASTE CAFÉ

## AROMA CAFÉ

Our Aroma café is situated on the ground floor and offers a selection of light bites and selection of hot drinks with easy access to the main ground floor toilets, there is seating directly opposite the Aroma café.

## GIFT SHOP

Our Gift Shop is located on the ground floor near our exit. The shop has level floors throughout and the main entrances to the shop are kept open to allow easy access for wheel chairs and buggies.

If you have any queries you can contact the shop on: **0141 420 5035**.



AROMA CAFÉ



GSC SHOP



# PARENTS WITH BABIES & TODDLERS

We are a breastfeeding friendly establishment. Facilities are available for heating baby food and drinks in our main Taste café and highchairs are available for families with young children.

Please ask our staff should you require any assistance. Buggies can be stored in our cloakroom on the ground floor and there are areas on all floors to park your buggies.

## TOILETS & BABY CHANGING

Fully accessible toilets and baby changing areas are available within all areas:

- **Science Mall** – Ground Floor, Floor 2 and Floor 3.
- **Cineworld IMAX** – Ground Floor.
- **Baby changing** – available in the disabled toilets on the Ground Floor, Floor 2 and Floor 3 as well as in the ladies toilets on the Ground Floor.

Nappy vending machines are available in the disabled toilet on the ground floor and ladies sanitary vending machines are available in the ladies toilets on the Ground Floor and Floor 2.

Please note that GSC does not have a hoist on site, however we are happy for visitors to bring their own. Please contact our bookings office in advance to advise on: **0141 420 5000**.



CLOAKROOM & BUGGY PARK



GROUND FLOOR TOILETS

## LIFT ACCESS

All lifts within the Science Mall can accommodate 1 wheelchair (up to Class 2) and 1 carer.

- **Science Mall** – We have a very large multi-person lift near the ticket desk that can carry up to 66 people, the doorway opening is 208cm and the depth is 364cm. This provides excellent access for those with mobility aids and parents with buggies.

A smaller lift is also available with a door opening of 80cm, and a depth of 150cm, this lift is between the escalators and the entrance to Tower.

- **Cineworld IMAX** – located in the foyer and giving access to the rear of the auditorium with a door opening of 100cm, and a depth of 130cm.

## STAIRS & ESCALATORS

There are 2 sets of 29 stairs up to Floor 2 & Floor 3, both of which measure 150cm in width – both sets of stairs have handrails on both sides.

There is an escalator up to Floor 1 which is 107cm wide.

## WHEELCHAIR SPACES

In the seated theatre spaces within the Centre, there are spaces allocated for wheelchair users:

- **Science Show Theatre** – 6 spaces
- **Auditorium** – 4 spaces
- **Planetarium** – 6 spaces
- **Cineworld IMAX** – 4 spaces



LARGE GOODS LIFT



SMALLER LIFT



STAIRS TO FLOOR 2



PLANETARIUM



## FIRST AID

We have a first aid room on the ground floor and kits available in all areas of the Centre. First Aiders are available on all floors.

## EVACUATION PROCEDURES

All areas within the building are well equipped to deal with the evacuation of mobility impaired visitors should the need arise. Refuge areas are located in each of the Science Mall floors. Evac-chairs are also positioned in both Mall and IMAX buildings.

In the unlikely event of an evacuation of the Glasgow Tower cabin, the descent is via a 523 step spiral staircase. If you are not sure you or those you are responsible for can manage this in comfort and safety please speak to our staff before visiting.



VISITORS ENJOY POWERING THE FUTURE EXHIBITS



## PLANS FOR THE FUTURE

Moving forward we intend to continue to make Glasgow Science Centre an accessible place for all of our visitors to engage with the wonders of science, below we have a brief outline of our plans for the future.

- **Changing Places** – update toilet facilities.
- **Sensory Room** – designed to provide sensory stimulus to visitors who will benefit from this.
- **Accessibility App** – BSL interpretation for all exhibits.
- **Special days for autistic children & adults** – tailored to suit their needs and provided engagement with our exhibits, shows & workshops.



BSL INTERPRETER IN THE PLANETARIUM

# THANK YOU

GET IN TOUCH

Customer Service Team

0141 420 5000 | [callcentre@glasgowsciencecentre.org](mailto:callcentre@glasgowsciencecentre.org)

